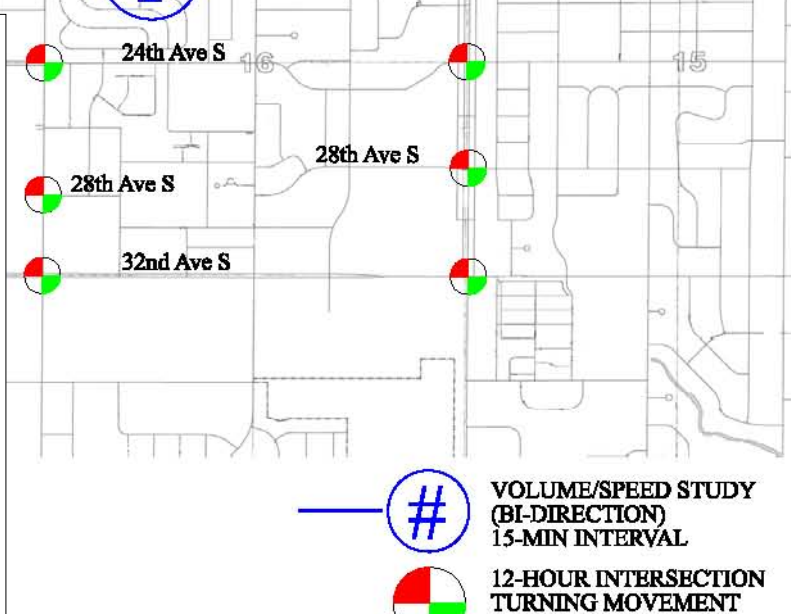
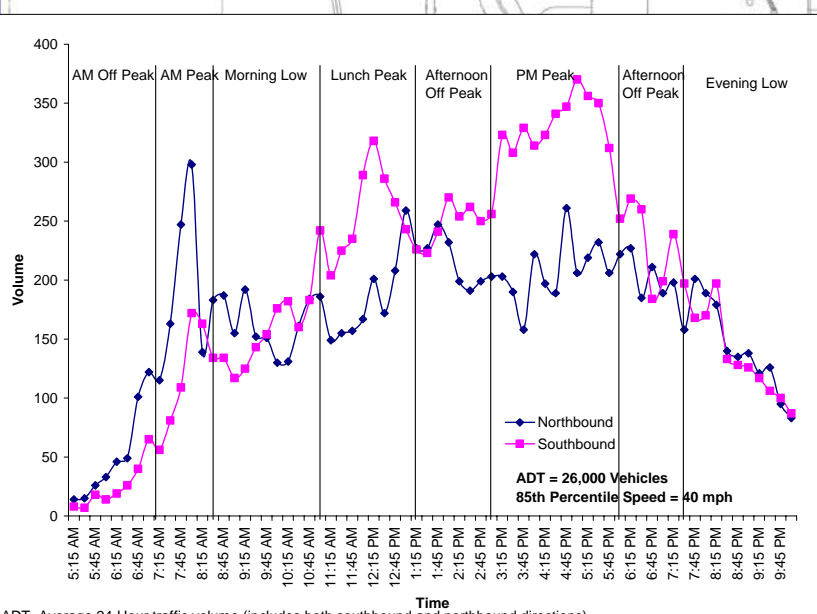
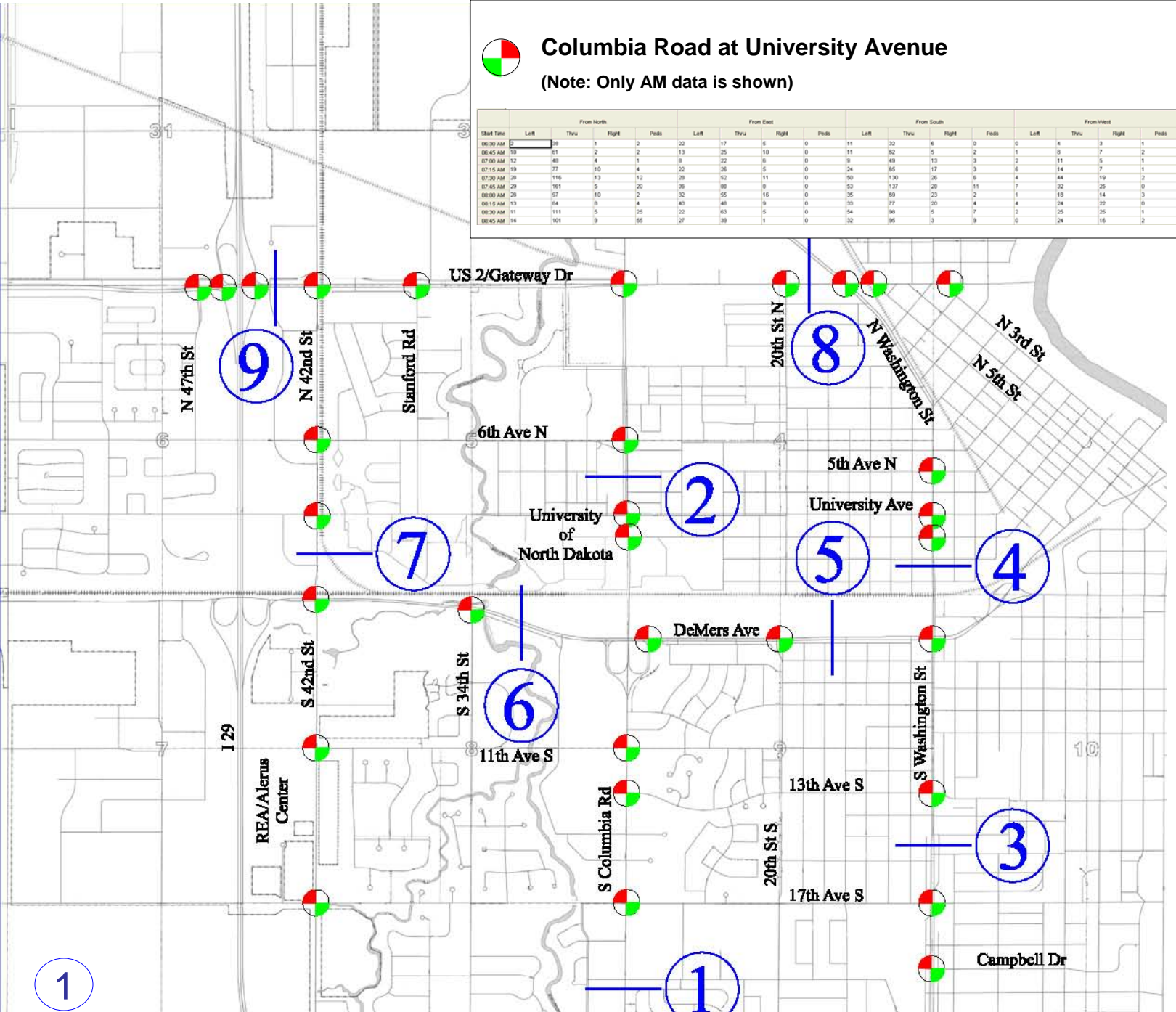




# Columbia Road at University Avenue

(Note: Only AM data is shown)

Start Time	From North			Peds	From East			Peds	From South			Peds	From West			
	Left	Thru	Right		Left	Thru	Right		Left	Thru	Right		Left	Thru	Right	
06:30 AM	0	0	0	0	0	0	0	0	0	0	0	0	0	0	0	0
06:45 AM	0	0	0	0	0	0	0	0	0	0	0	0	0	0	0	0
07:00 AM	12	4	1	8	22	8	0	9	40	13	3	2	1	8	7	2
07:15 AM	19	7	1	13	22	8	0	12	40	13	3	2	1	11	5	1
07:30 AM	28	11	1	20	26	5	0	24	65	17	3	6	14	7	1	1
07:45 AM	39	16	1	29	38	11	0	30	130	26	6	4	44	19	2	0
08:00 AM	47	20	1	37	46	11	0	37	127	28	11	7	32	25	0	0
08:15 AM	54	24	1	44	55	16	0	35	69	23	2	1	18	14	3	0
08:30 AM	61	28	1	50	63	21	0	33	77	20	4	4	24	22	0	0
08:45 AM	68	32	1	57	71	26	0	31	85	18	5	7	2	25	25	1
09:00 AM	75	36	1	64	79	31	0	29	93	16	6	9	0	24	18	2



**#** VOLUME/SPEED STUDY (BI-DIRECTION) 15-MIN INTERVAL

12-HOUR INTERSECTION TURNING MOVEMENT COUNT LOCATION

ADT=Average 24-Hour traffic volume (includes both southbound and northbound directions)